




REPLACEABLE PATCH



REPLACEABLE PATCH



FIXED TYPE



UNIVERSAL CLIP

Item	Option 1	Option 2
Patch	Fixed Type Easy to use	Replaceable Type Lower cost of use Sustain the environment
Cross Bar	Type I For Asia market	Type II For Europe & America markets
Clip	Normal Clip Fits 16~18FR	Universal Clip Fits 5~18FR

Lower cost of use

Sustain the environment

Fits 5~18FR Nasogastric Tubes



PATENT PROTECTED
MORE THAN 30 COUNTRIES



ALGER TECHNOLOGY CO., LTD.

4F-8, No. 99, Jingke S. Rd., Nantun Dist.,
408018 Taichung City, Taiwan(R.O.C.)
TEL : +886-4-2293-1111 FAX : +886-4-2292-6666
Contact us : sales@alger.com.tw



QIAO-XIN

NASOGASTRIC TUBE SECUREMENT DEVICE



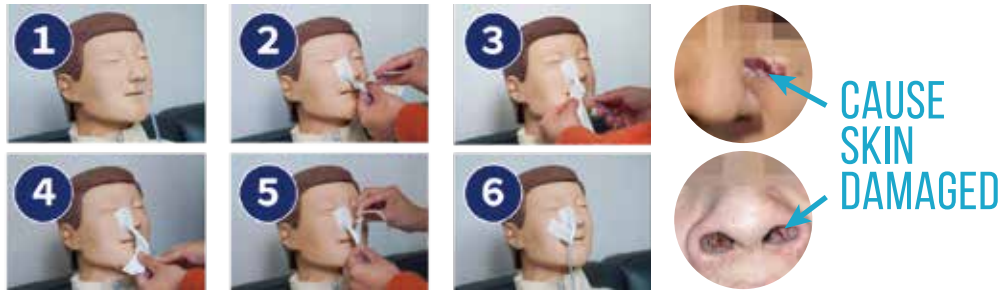
SPECIAL FOR AFFIXING NASOGASTRIC TUBE

Patent No. I747549

LOVE THEM, AND DON'T LET THEM FEEL PAIN !
Non-sterilized / Class I Medical Device

TRADITIONAL NASOGASTRIC TUBE HOLDER

ELASTIC ADHESIVE TAPE :




WEAKNESSES :

- 1 Skin is often damaged.
- 2 Pressure injuries can occur.
- 3 The use of elastic adhesive tape during nursing care can cause patients to feel extremely uncomfortable.
- 4 Needs more nursing care time. Risk of infection is much higher.

QIAO-XIN PATCH VS TRADITIONAL TYPE :

Item	Qiao-Xin Patch	Traditional Type
Sticking position	The adhesive position can be adjusted as needed, providing sufficient rest time for the skin and decreasing the risk of damage.	The use of a large area of adhesive tape often prevents the skin from resting and can result in various skin injuries.
Risk of Pressure Sores	This keeps the Nasogastric tube suspended in the nasal cavity, which can effectively reduce the occurrence of pressure sores in the nasal cavity.	Patients' nasal skin is often damaged, with pressure sores also prone to occur in the nasal cavity. This is especially concerning for diabetic patients, who are more susceptible to skin damage.
Nasogastric Tube Slipping out	This can effectively prevent the Nasogastric tube from slipping out during severe coughing episodes by the patient.	Severe coughing episodes may cause the Nasogastric Tube to slip out.
Operation	Only a few simple steps. Easy to apply.	The process is complex and requires caregivers to undergo training and extensive hands-on practice to become proficient in fixing and dismantling the tape.
Risk of Infection	Greatly reduces the nursing time. Effectively lowers the risk of infection.	Needs more nursing care time. Risk of infection is much higher!
Patient Comfort	More Comfortable.	Uncomfortable.
Nursing Frequency	Change QiaoXin Patch every 2 days.	Needs daily care to change the tape.

ALGER "QIAO-XIN" NASOGASTRIC TUBE HOLDER



FEATURES:

Skin Protect

The device features a hypoallergenic tape with a 28mm diameter base, which can be **easily changed as needed**. This allows the skin to recover adequately and helps prevent skin damage.

Prevent Pressure Injuries

The Qiao-Xin Patch features a **patented 360-degree rotatable universal clip** that can securely hold the Nasogastric Tube in place, whether it is on the cheek or nasal bridge. This helps to prevent pressure injuries by keeping the Nasogastric Tube suspended in the nasal cavity.

Patented Non-slipping Crossbar

The device includes a patented crossbar that **effectively prevents the Nasogastric tube from slipping out** during severe coughing episodes.

Effortless & Time Saving

The application steps are simple and quick :

1. Patients **feel much comfortable** during nursing care.
2. This greatly reduces nursing care time while **effectively reducing the risk of infection** and **increasing nursing staff productivity**.



10 sec to apply
Qiao-Xin Patch



100 sec to apply
Elastic Adhesive Tape