



**horus**  
SCOPE



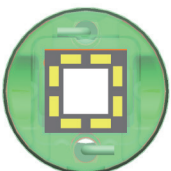
# Disposable Endoscope

## EES 100



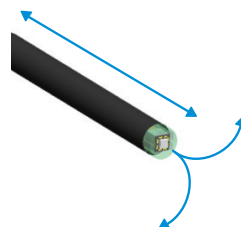
- **Precision Diagnosis**  
Wide bending angles and precise tip motion
- **Benefit of Single-use**  
To prevent cross contamination and eliminate reprocessing and repair costs
- **Connectivity Options**  
Easy to transfer the recorded patient images to EMR.
- **Rapid Prototyping Process**
- **Low Cost**
- **Flexible Design**

### EES 100 - Nasopharyngoscope (ENT scope) Slim for Clinic Examination



#### Optical Performance

- CMOS: 400\*400
- 100lux@50 mm
- FOV 90°
- DOF 7~50 mm



#### Bending Section

- L 300 mm
- OD 3.6 mm
- 130°/130°(U/D)
- Radius 6~7 mm



### EES 100

- 250 x 74 x 34.5 mm - 3 types for handling
- Weight: 182 g

### Insertion Tube

- L = 300 mm
- OD = 3.6 mm

### Secure connector



### EVS 100

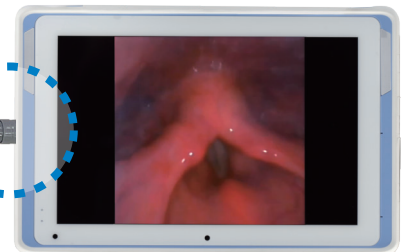
Video Box - 120 x 65 x 32 mm



### Secure connector

### EDS 100

10.1" Tablet - 280 x 180.1 x 54.5mm



### EDS 100

### 10.1" Tablet

- Resolution = 1920 x1200
- IP65, EN60601-1
- 10-point multi-touch
- WLAN, BT
- Windows 10 IoT Enterprise
- 1 x micro HDMI, 1 x USB, 1 x micro SD card reader

### EDS 200

### 14" Tablet

- Resolution = 1920 x1080
- IP65, EN60601-1
- 10-point multi-touch
- WLAN, BT
- Windows 10 IoT Enterprise
- Dual - connector
- 1 x HDMI, 3 x USB, 1 x micro SD card reader



## Medimaging Integrated Solution Inc.

Tel +886 3 579-8860  
 Fax +886 3 579-8011  
 Address 6F, No. 11, Park Avenue II, Hsinchu Science Park, Hsinchu 300091, Taiwan, R.O.C.  
 Website www.miis.com.tw  
 Email sales@miis.com.tw

